



# WARWICKSHIRE EVENT CENTRE

Versatile Space | Central Location | Experienced Team





## About Us

**The Warwickshire Event Centre** can accommodate over 200 exhibitors and 3,000+ visitors a day.

It offers a 2,280m<sup>2</sup> indoor event space with a 2 acre adjoining outside event space all on a 30 acre site – the venue provides countless opportunities.

Each year we welcome over 45,000 visitors to our Midlands' venue, located on the outskirts of Leamington Spa, close to the City of Coventry. The venue is centrally located and enjoys easy access to all transport networks along with 2,000 free parking spaces.

To date we have hosted hundreds of events including successful public and trade exhibitions, product launches, fairs, sales, auctions and a wide range of other events.

We are a dedicated and flexible venue managed by specialists who deliver successful events and are proud to welcome back many of our clients and visitors year after year.



## Venue Highlights

The Warwickshire Event Centre is a unique and flexible venue which offers a bespoke approach to your event, whether that be trade events including exhibitions, conferences, live events, product launches, trade shows, or public exhibitions and shows.

We offer both an indoor event hall and outdoor display area, set on a 30 acre site.



## Why Choose The WEC?

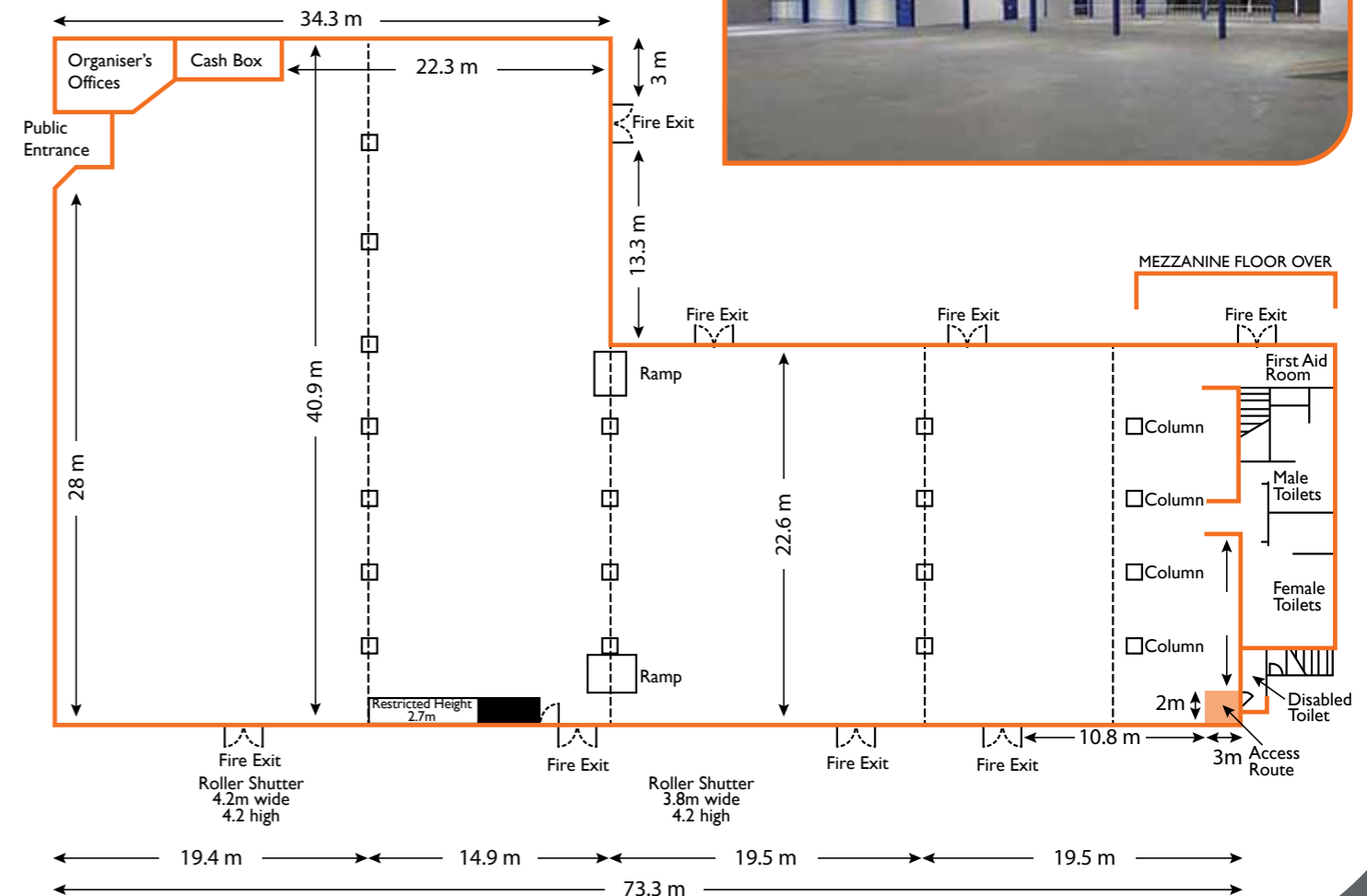
- 2,280m<sup>2</sup> of indoor event space
- 2,000+ free visitor parking spaces
- 3,000 visitor capacity
- 200 seat licensed mezzanine restaurant
- Exclusive use of venue for your event
- Set on a 30 acre site
- Adjoining 2 acre paddock for outside exhibits
- Separate dedicated exhibitor parking area
- Central location, links to all major motorways
- Ground floor coffee shop
- Experienced events team
- Secure organiser's area and box office
- Dedicated in house local PR and marketing support
- Partnered suppliers for all your AV, stand fitting, electrical and equipment requirements
- Ongoing investment in the facilities
- A wide range of accommodation to suit all can be found within a 10 mile radius

# Indoor Event Space

The event hall offers 2,280m<sup>2</sup> of space on an exclusive use basis. The facilities also include a 200 seater mezzanine restaurant, first aid room and toilet facilities.

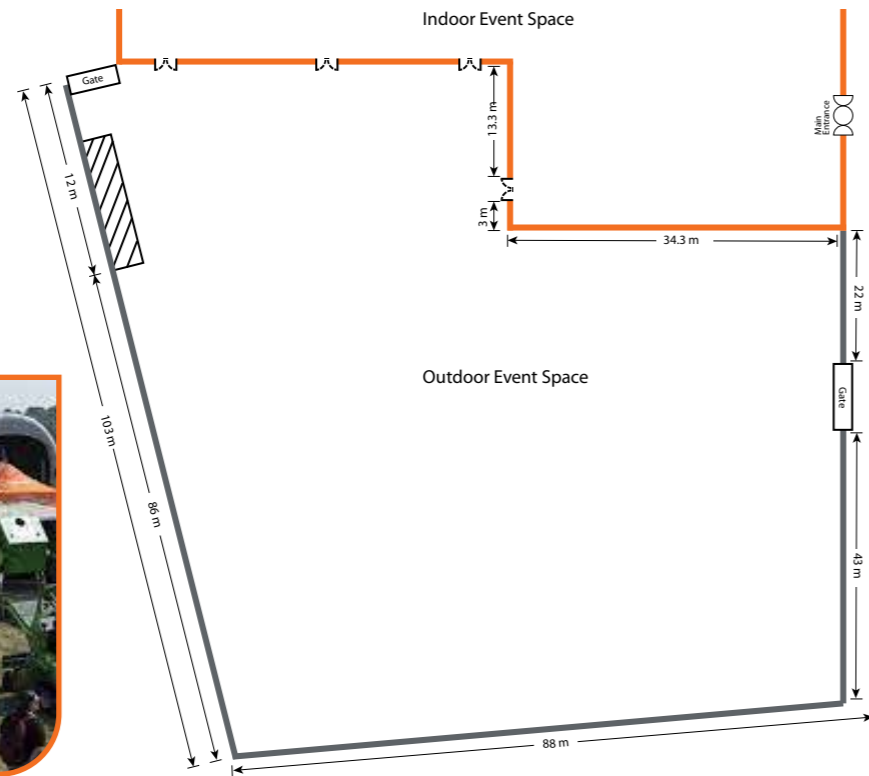
## Technical Data

Length	73.3 metres
Width	22.6 metres increasing to 40.9 metres
Gross Usable Space	2,280m <sup>2</sup> / 24,542sq ft
Clear Height Ridges	7 metres
Clear Height Eaves	3.65 metres
Height of Goods Doors	4.2 metres
Width of Goods Doors	3.8 metres
No of Goods Doors	3
Floor Surface	Epoxy resin silicon carbide slip resistant safety floor
Power	Single phase and 3 phase available
Lighting	LED lighting throughout
Heating	U Tube radiant
Telecommunications	Available on request
Connectivity	Fibre available for visitors and exhibitors - separate charges applicable
First Aid	Dedicated first aid room - staff own or supplied by venue
Toilets	Male and female toilets with disabled toilet facility in each. Separate unisex facility incorporating a baby changing area.
Dogs	Only assistance dogs are allowed inside the venue



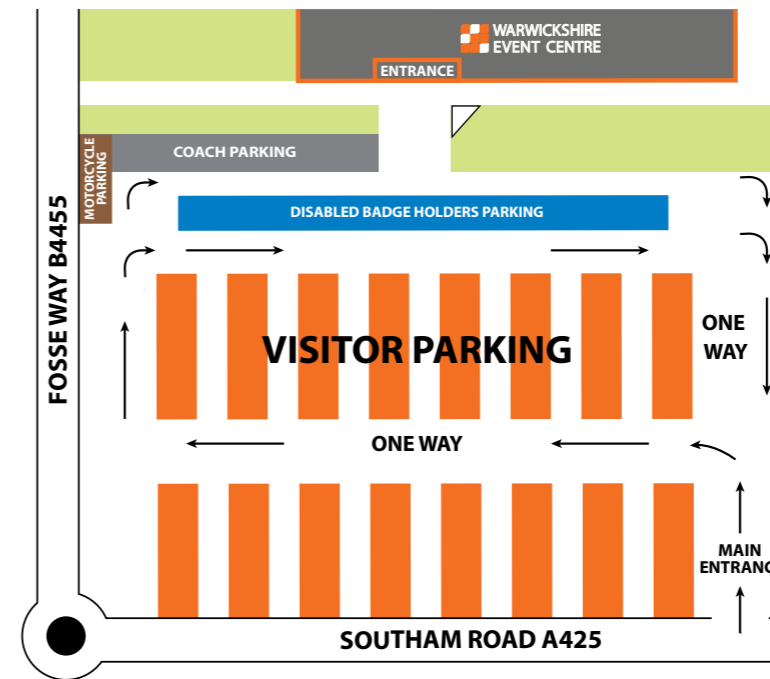
# Outdoor Event Space

Directly adjoining the event hall is a 2 acre paddock which is ideal for events which have an outdoor element. This can also be used to extend the space with temporary structures as required.



# Car Parking

We offer 2,000+ visitor parking spaces in addition to a designated exhibitor vehicle area which can accommodate all vehicles types including HGV's for loading and offloading of goods.



## Our Services

We have been hosting events for over 20 years.

Our team of experts offer a combined experience of nearly 90 years and hundreds of events and we share this wealth of knowledge with clients when delivering events.

We offer a fully integrated service from start to finish and can manage and deliver any elements of your event or indeed the whole event if that is required. We work with organisers as much as they would wish, to help them deliver their event successfully.

### ***Our team can deliver and manage the following:***

- full event project management
- exhibitor sales and management
- event advertising and promotion
- logistic management
- delegate registration
- health and safety management and compliance

## Getting Here

Our unique setting in the Warwickshire countryside is easily accessible from the Midlands motorway network and all major roads. Birmingham, Warwick, Coventry, Leamington Spa and Stratford-upon-Avon are all nearby.



### By Car

More detailed information for drivers can be found on our website. FREE parking for 2,000+ vehicles available on site.

### By Train

Our nearest station is Leamington Spa - direct links from London and Birmingham are available. The venue is a 10 minute taxi ride or short bus journey from the station. Coventry Station is also within easy reach.

### By Bus

Warwickshire Event Centre is serviced by local Stagecoach bus services 63 + 64. Call Stagecoach on 0870 608 2608 for further details. Special exhibition link buses from Leamington Spa station can be arranged at competitive prices.

### By Plane

Birmingham International, the largest airport in the Midlands, is only 30 minutes away with direct rail links to Birmingham, Coventry and Leamington Spa.

The venue is located on the junction of the A425 and B4455 Fosse Way.

The **Visitor Entrance** is off the **Southam Road (A425)**. The postcode for this entrance is **CV31 1FE**.

The **Exhibitor Entrance** is off the **B4455 the Fosse Way**. The postcode for this entrance is **CV31 1XN**.



# WARWICKSHIRE EVENT CENTRE

Web: [www.warwickshireeventcentre.co.uk](http://www.warwickshireeventcentre.co.uk)

Email: [sales@warwickshireeventcentre.co.uk](mailto:sales@warwickshireeventcentre.co.uk)

Tel: 01926 613887

